



DECLARATION OF PERFORMANCE



No. 0048 – EN

1. Unique identification code of the product-type: **fischer frame fixing SXR/SXRL**

2. Intended use/es:

| Product                                         | Intended use/es                                                                                                                                                             |
|-------------------------------------------------|-----------------------------------------------------------------------------------------------------------------------------------------------------------------------------|
| Plastic anchors for use in concrete and masonry | For use in systems, such as façade systems, for fixing or supporting elements which contribute to the stability of the systems, see appendix, especially Annexes B 1 to B 4 |

3. Manufacturer: **fischerwerke GmbH & Co. KG, Klaus-Fischer-Straße 1, 72178 Waldachtal, Germany**

4. Authorised representative: --

5. System/s of AVCP: **2+**

6a. Harmonised standard: ---

Notified body/ies: ---

6b. European Assessment Document: **ETAG 020, 2012-03**

European Technical Assessment: **ETA-07/0121; 2015-04-10**

Technical Assessment Body: **DIBt**

Notified body/ies: **1343 – MPA Darmstadt**

7. Declared performance/s:

**Safety in case of fire (BWR 2)**

| Essential characteristic | Performance                                  |
|--------------------------|----------------------------------------------|
| Reaction to fire         | Anchorage satisfy requirements for Class A 1 |
| Resistance to fire       | See appendix, especially Annex C 2           |

**Safety and accessibility (BWR 4)**

| Essential characteristic                              | Performance                              |
|-------------------------------------------------------|------------------------------------------|
| Characteristic resistance for tension and shear loads | See appendix, especially Annexes C       |
| Characteristic resistance for bending moments         | See appendix, especially Annex C 1       |
| Displacements under shear and tension loads           | See appendix, especially Annex C 2       |
| Anchor distances and dimensions of members            | See appendix, especially Annex B 2 – B 3 |

8. Appropriate Technical Documentation and/or Specific Technical Documentation: ---

The performance of the product identified above is in conformity with the set of declared performance/s. This declaration of performance is issued, in accordance with Regulation (EU) No 305/2011, under the sole responsibility of the manufacturer identified above.

Signed for and on behalf of the manufacturer by:

Andreas Bucher, Dipl.-Ing.

Wolfgang Hengesbach, Dipl.-Ing., Dipl.-Wirtsch.-Ing.

Tumlingen, 2015-04-20

- This DoP has been prepared in different languages. In case there is a dispute on the interpretation the english version shall always prevail.

- The Appendix includes voluntary and complementary information in English language exceeding the (language-neutrally specified) legal requirements.

## Specific Part

### 1 Technical description of the product

The fischer frame fixing in the range SXR 8, SXR 10 and SXRL 10 is a plastic anchor consisting of a plastic sleeve made of polyamide and an accompanying specific screw of galvanised steel, of galvanised steel with an additional Duplex-coating or of stainless steel.

The plastic sleeve is expanded by screwing in the specific screw which presses the sleeve against the wall of the drilled hole.

The product description is given in Annex A.

### 2 Specification of the intended use in accordance with the applicable European Assessment Document

The performances given in Section 3 are only valid if the anchor is used in compliance with the specifications and conditions given in Annex B.

The verifications and assessment methods on which this European Technical Assessment is based lead to the assumption of a working life of the anchors of at least 50 years. The indications given on the working life cannot be interpreted as a guarantee given by the producer, but are to be regarded only as a means for choosing the right products in relation to the expected economically reasonable working life of the works.

### 3 Performance of the product and references to the methods used for its assessment

#### 3.1 Mechanical resistance and stability (BWR 1)

The essential characteristics regarding mechanical resistance and stability are included under the Basic Works Requirement Safety in use.

#### 3.2 Safety in case of fire (BWR 2)

| Essential characteristic | Performance                                  |
|--------------------------|----------------------------------------------|
| Reaction to fire         | Anchorage satisfy requirements for Class A 1 |
| Resistance to fire       | See Annex C 2                                |

#### 3.3 Hygiene, health and the environment (BWR 3)

Not applicable

#### 3.4 Safety and accessibility (BWR 4)

| Essential characteristic                              | Performance         |
|-------------------------------------------------------|---------------------|
| Characteristic resistance for tension and shear loads | See Annexes C       |
| Characteristic resistance for bending moments         | See Annex C 1       |
| Displacements under shear and tension loads           | See Annex C 2       |
| Anchor distances and dimensions of members            | See Annex B 2 – B 3 |

**3.5 Protection against noise (BWR 5)**

Not applicable

**3.6 Energy economy and heat retention (BWR 6)**

Not applicable

**3.7 Sustainable use of natural resources (BWR 7)**

The sustainable use of natural resources was not investigated.

**3.8 General aspects**

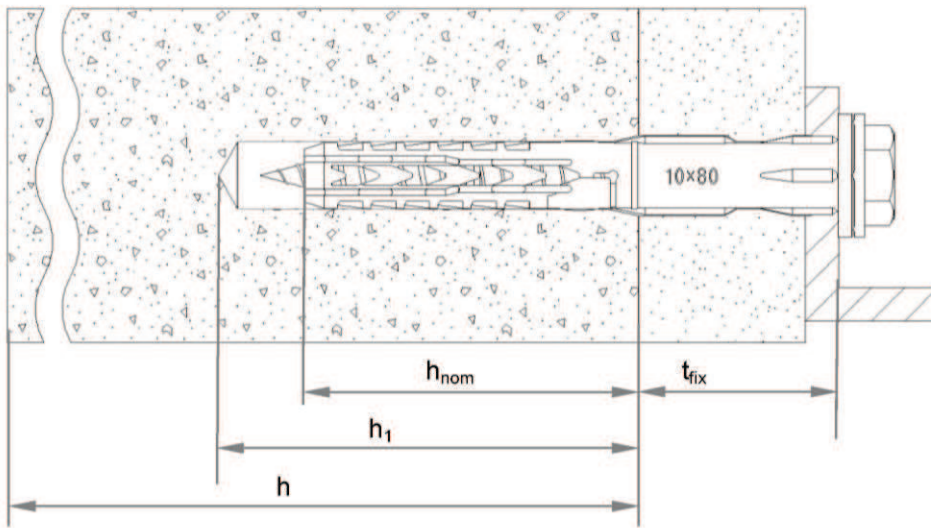
The verification of durability is part of testing the essential characteristics. Durability is only ensured if the specifications of intended use according to Annex B are taken into account.

**4 Assessment and verification of constancy of performance (AVCP) system applied, with reference to its legal base**

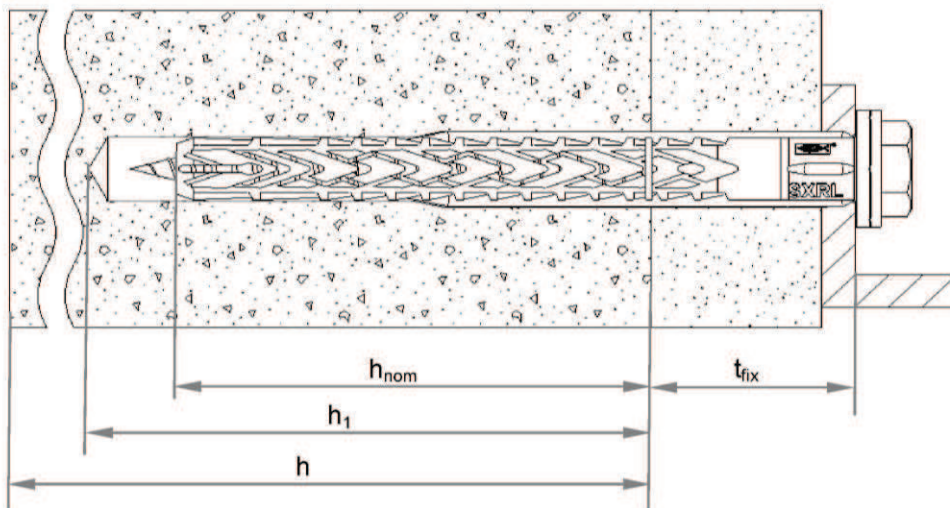
According to Decision 97/463/EC of the Commission of 27 June 1997 (Official Journal of the European Communities L 198 of 25.07.1997, p. 31–32) the system of assessment and verification of constancy of performance (AVCP) (see Annex V and Article 65 Paragraph 2 to Regulation (EU) No 305/2011) given in the following table applies.

| <b>Product</b>                                  | <b>Intended use</b>                                                                                                            | <b>Level or class</b> | <b>System</b> |
|-------------------------------------------------|--------------------------------------------------------------------------------------------------------------------------------|-----------------------|---------------|
| Plastic anchors for use in concrete and masonry | For use in systems, such as façade systems, for fixing or supporting elements which contribute to the stability of the systems | —                     | 2+            |

**SXR**



**SXRL**



**Legend**

- $h_{nom}$  = overall plastic anchor embedment depth in the base material
- $h_1$  = depth of drill hole to deepest point
- $h$  = thickness of member (wall)
- $t_{fix}$  = thickness of fixture and / or non-load bearing layer

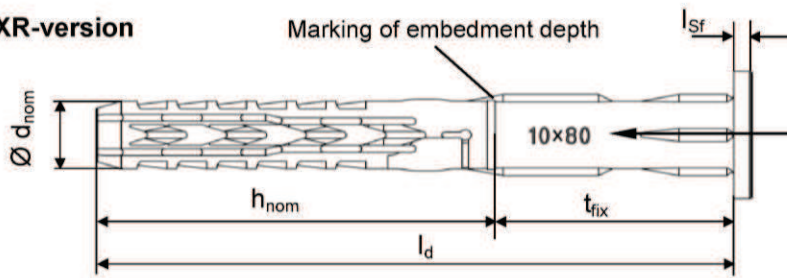
fischer frame fixing SXR / SXRL

**Product description**  
Installed anchor

**Annex A 1**

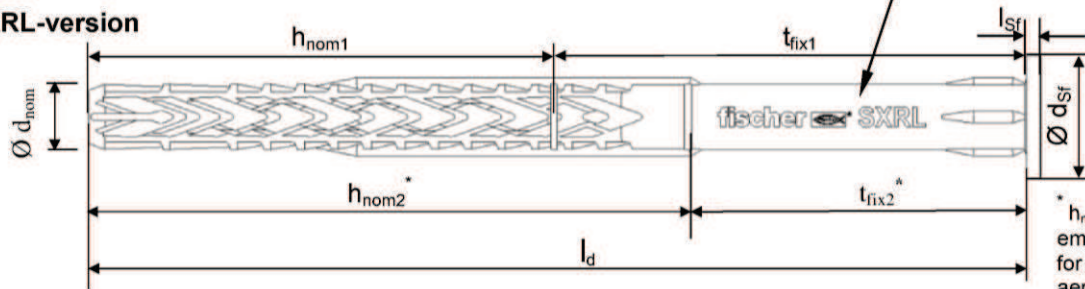
**Anchor sleeves – flat collar versions of SXR and SXRL**

**SXR-version**



Marking:  
 Brand  
 Anchor type  
 Size  
 e.g. SXR 10x80  
 e.g. SXRL 10x80

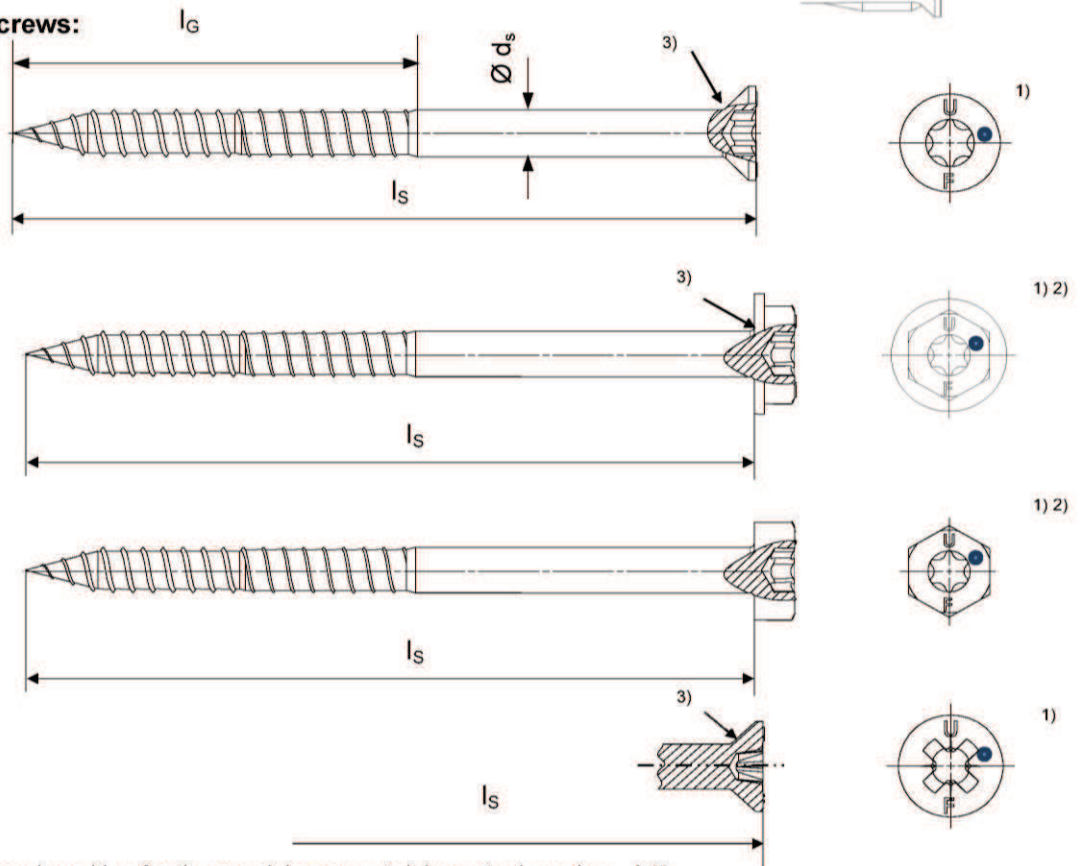
**SXRL-version**



\*  $h_{nom2}$  additional embedment depth for anchorage in aerated concrete

**Countersunk version also available for both versions**

**Special screws:**



- 1) Additional marking for the special screw, stainless steel version: „A4“.
- 2) Internal driving feature for Torx bit is optional for hexagonal head
- 3) Optional additional version with underhead ribs

**fischer frame fixing SXR / SXRL**

**Product description**  
 Anchor types / specific screws

**Annex A 2**

Table A3.1: Dimensions [mm]

| Anchor type    | Anchor sleeve             |                               |                   |                               |                       | Special screw                |                           |               |                   |
|----------------|---------------------------|-------------------------------|-------------------|-------------------------------|-----------------------|------------------------------|---------------------------|---------------|-------------------|
|                | $h_{nom}$<br>[mm]         | $\varnothing d_{nom}$<br>[mm] | $t_{fix}$<br>[mm] | $l_d$<br>[mm]                 | $l_{sf}^{3)}$<br>[mm] | $\varnothing d_{sf}$<br>[mm] | $\varnothing d_s$<br>[mm] | $l_G$<br>[mm] | $l_s$<br>[mm]     |
| <b>SXR 8</b>   | <b>50</b>                 | <b>8</b>                      | $\geq 1$          | <b>51-360</b>                 | <b>1,8</b>            | <b>15,0</b>                  | <b>6,0</b>                | $\geq 55$     | $\geq 57^{2)}$    |
| <b>SXR 10</b>  | <b>50</b>                 | <b>10</b>                     | $\geq 1$          | <b>51-360</b>                 | <b>2,2</b>            | <b>18,5</b>                  | <b>7,0</b>                | $\geq 57$     | $\geq 58^{1)}$    |
| <b>SXRL 10</b> | <b>70/90<sup>4)</sup></b> | <b>10</b>                     | $\geq 1$          | <b>71/91<sup>4)</sup>-360</b> | <b>2,2</b>            | <b>18,5</b>                  | <b>7,0</b>                | $\geq 77$     | $\geq 78/98^{1)}$ |

<sup>1)</sup> To ensure that the screw penetrates the anchor sleeve,  $l_s$  must be  $l_d + l_{sf}^{3)}$  + 7 mm

<sup>2)</sup> To ensure that the screw penetrates the anchor sleeve,  $l_s$  must be  $l_d + l_{sf}^{3)}$  + 6 mm

<sup>3)</sup> Only valid for flat collar version

<sup>4)</sup> Additional for use in aerated concrete

Table A3.2: Materials

| Name          | Material                                                                                                                                                                                                                                                                                                                                                                                                                                                         |
|---------------|------------------------------------------------------------------------------------------------------------------------------------------------------------------------------------------------------------------------------------------------------------------------------------------------------------------------------------------------------------------------------------------------------------------------------------------------------------------|
| Anchor sleeve | Polyamide, PA6, colour grey                                                                                                                                                                                                                                                                                                                                                                                                                                      |
| Special screw | <ul style="list-style-type: none"> <li>- Steel gvz A2G or A2F acc. to EN ISO 4042:2001-01</li> <li style="text-align: center;"><b>or</b></li> <li>- Steel gvz A2G or A2F acc. to EN ISO 4042:2001-01 + Duplex-coating type Delta-Seal in three layers (total layer thickness <math>\geq 6 \mu\text{m}</math>)</li> <li style="text-align: center;"><b>or</b></li> <li>- Stainless steel acc. to EN 10 088-3:2014, e.g. 1.4401, 1.4571, 1.4578, 1.4362</li> </ul> |

fischer frame fixing SXR / SXRL

**Product description**  
Dimensions and materials

Annex A 3



## Specifications of intended use

### Anchorage subject to:

- Static and quasi-static loads.
- Multiple fixing of non-structural applications.

### Base materials:

- Reinforced or unreinforced normal weight concrete with strength classes  $\geq$  C12/15 (use category "a"), according to EN 206-1:2000.
- Solid brick masonry (use category "b"), according to Annex C3, C7, C8 and C14.  
Note: The characteristic resistance is also valid for larger brick sizes and higher compressive strength of the masonry unit.
- Hollow brick masonry (use category "c"), according to Annex C4 – C6, C9 - C15.
- Autoclaved aerated concrete (use category "d"), according to Annex C16.
- Mortar strength class of the masonry  $\geq$  M2,5 according to EN 998-2:2010.
- For other base materials of the use categories "a", "b", "c" and "d" the characteristic resistance of the anchor may be determined by job site tests according to ETAG 020, Annex B, Edition March 2012.

### Temperature Range:

#### SXR 8 and 10

- c: - 40 °C to 50 °C (max. short term temperature + 50 °C and max long term temperature + 30 °C)
- b: - 40 °C to 80 °C (max. short term temperature + 80 °C and max long term temperature + 50 °C)

#### SXRL 10

- c: - 20 °C to 50 °C (max. short term temperature + 50 °C and max long term temperature + 30 °C)
- b: - 20 °C to 80 °C (max. short term temperature + 80 °C and max long term temperature + 50 °C)

### Use conditions (Environmental conditions):

- Structures subject to dry internal conditions (zinc coated steel, stainless steel).
- The specific screw made of galvanised steel or galvanised steel with an additional Duplex-coating may also be used in structures subject to external atmospheric exposure, if the area of the head of the screw is protected against moisture and driving rain after mounting of the fixing unit in this way, that intrusion of moisture into the anchor shaft is prevented. Therefore there shall be an external cladding or a ventilated rainscreen mounted in front of the head of the screw and the head of the screw itself shall be coated with a soft plastic, permanently elastic bitumen-oil-combination coating (e.g. undercoating or body cavity protection for cars).
- Structures subject to external atmospheric exposure (including industrial and marine environment) and to permanently damp internal condition, if no particular aggressive conditions exist (stainless steel).

Note: Particular aggressive conditions are e.g. permanent, alternating immersion in seawater or the splash zone of seawater, chloride atmosphere of indoor swimming pools or atmosphere with extreme chemical pollution (e.g. in desulphurization plants or road tunnels where de-icing materials are used).

### Design:

- The anchorages are to be designed in accordance with the ETAG 020, Annex C under the responsibility of an engineer experienced in anchorages and masonry work.
- Verifiable calculation notes and drawings shall be prepared taking account of the loads to be anchored, the nature and strength of the base materials and the dimensions of the anchorage members as well as of the relevant tolerances. The position of the anchor is indicated on the design drawings.
- Fasteners are only to be used for multiple use for non-structural application, according to ETAG 020, Edition March 2012.

### Installation:

- Hole drilling by the drilling method according to Annex C3 – C16 for use categories "b", "c" and "d".
- Anchor installation carried out by appropriately qualified personnel and under the supervision of the person responsible for technical matters of the site.
- Installation temperature from SXR 8/10: -5°C to + 40°C  
SXRL 10: -20°C to + 40°C
- Exposure to UV due to solar radiation of the not protected anchor  $\leq$  6 weeks.

fischer frame fixing SXR / SXRL

Intended use  
Specifications

Annex B 1

**Table B2.1: Installation parameters**

| Anchor type                                                                  |                     | SXR 8 | SXR 10                  | SXRL 10                 |
|------------------------------------------------------------------------------|---------------------|-------|-------------------------|-------------------------|
| Drill hole diameter                                                          | $d_0 =$ [mm]        | 8     | 10                      | 10                      |
| Cutting diameter of drill bit                                                | $d_{cut} \leq$ [mm] | 8,45  | 10,45                   | 10,45                   |
| Depth of drill hole to deepest point <sup>1)</sup>                           | $h_1 \geq$ [mm]     | 60    | 60                      | 80/100 <sup>3)</sup>    |
| Overall plastic anchor embedment depth in the base material <sup>1) 2)</sup> | $h_{nom} \geq$ [mm] | 50    | 50                      | 70/90 <sup>3)</sup>     |
| Diameter of clearance hole in the fixture                                    | $d_f \leq$ [mm]     | 8,5   | 10,5/12,5 <sup>4)</sup> | 10,5/12,5 <sup>4)</sup> |

<sup>1)</sup> See Annex A1.

<sup>2)</sup> If the embedment depth is higher than  $h_{nom}$  given in Table B2.1 (only for hollow and perforated masonry), job site tests have to be carried out according to ETAG 020, Annex C.

<sup>3)</sup> Only for use in aerated concrete.

<sup>4)</sup> See Table Table C2.1.

**Table B2.2: Minimum thickness of member, edge distance and spacing in concrete**

| Anchor type           |               | Min. thickness of member $h_{min}$ [mm] | Characteristic edge distance $c_{cr,N}$ [mm] | Characteristic spacing $s_{cr,N}$ [mm] | Min. spacing and edge distances <sup>1)</sup> [mm]                 |
|-----------------------|---------------|-----------------------------------------|----------------------------------------------|----------------------------------------|--------------------------------------------------------------------|
| SXR 8                 | $\geq$ C16/20 | 100                                     | 50                                           | 65                                     | $s_{min} = 50$ for $c \geq 50$<br>$c_{min} = 50$ for $s \geq 50$   |
|                       | C12/15        |                                         | 70                                           | 70                                     | $s_{min} = 70$ for $c \geq 70$<br>$c_{min} = 70$ for $s \geq 70$   |
| SXR 10                | $\geq$ C16/20 |                                         | 100                                          | 90                                     | $s_{min} = 50$ for $c \geq 150$<br>$c_{min} = 60$ for $s \geq 70$  |
|                       | C12/15        |                                         | 140                                          | 100                                    | $s_{min} = 70$ for $c \geq 210$<br>$c_{min} = 85$ for $s \geq 100$ |
| SXRL 10 <sup>2)</sup> | $\geq$ C16/20 | 100                                     | 100                                          | 105                                    | $s_{min} = 50$ for $c \geq 100$<br>$c_{min} = 50$ for $s \geq 125$ |
|                       | C12/15        |                                         | 140                                          | 120                                    | $s_{min} = 70$ for $c \geq 140$<br>$c_{min} = 70$ for $s \geq 175$ |

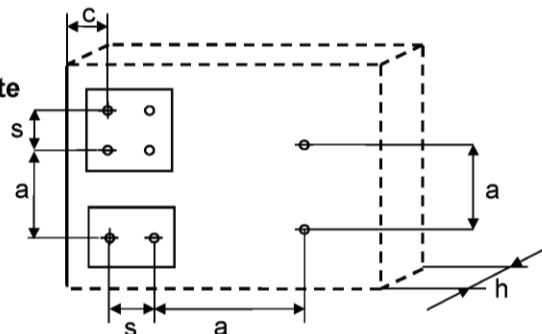
<sup>1)</sup> Intermediate values by linear interpolation.

<sup>2)</sup> Values valid for reinforced concrete.

Please note: Values for non-reinforced-concrete are  $h_{min} = 110$  mm and  $c_{min} = s_{min} = 80$  mm for concrete  $\geq$  C16/20 and  $c_{min} = s_{min} = 110$  mm for C12/15.

Fixing points with a spacing  $a \leq s_{cr,N}$  are considered as a group with a max. characteristic resistance  $N_{Rk,p}$  acc. to Table C1.3. For a spacing  $a > s_{cr,N}$  the anchors are considered as single anchors, each with a characteristic resistance  $N_{Rk,p}$  acc. to Table C1.3

**Scheme of distance and spacing in concrete**



fischer frame fixing SXR / SXRL

**Intended use**

Installation parameters, edge distances and spacings for use in concrete

**Annex B 2**



**Table B3.1: Minimum distances and dimensions in masonry**

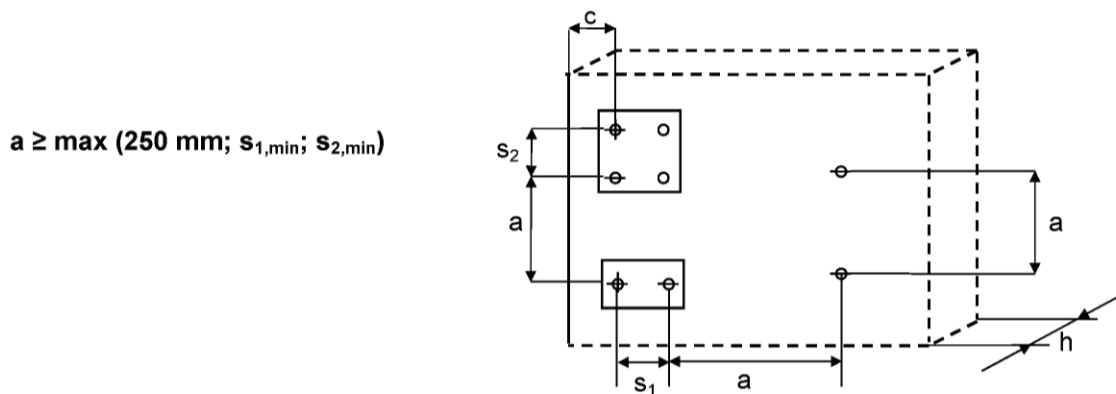
| Anchor type                                |             |      | SXR 8 | SXR 10 | SXRL 10 |
|--------------------------------------------|-------------|------|-------|--------|---------|
| Minimum thickness of member                | $h_{min}$   | [mm] | 100   | 100    | 110     |
| Minimum spacing perpendicular to free edge | $s_{1,min}$ | [mm] | 100   | 100    | 100     |
| Minimum spacing parallel to free edge      | $s_{2,min}$ | [mm] | 100   | 100    | 100     |
| Minimum edge distance                      | $c_{min}$   | [mm] | 100   | 100    | 100     |

**Table B3.2: Minimum distances and dimensions in AAC**

| Anchor type                                |             |      | SXR 10 | SXRL 10               |
|--------------------------------------------|-------------|------|--------|-----------------------|
| Minimum thickness of member                | $h_{min}$   | [mm] | 100    | 175                   |
| Minimum spacing perpendicular to free edge | $s_{1,min}$ | [mm] | 200    | 100/120 <sup>1)</sup> |
| Minimum spacing parallel to free edge      | $s_{2,min}$ | [mm] | 400    | 100/120 <sup>1)</sup> |
| Minimum edge distance                      | $c_{min}$   | [mm] | 100    | 100/120 <sup>1)</sup> |

<sup>1)</sup> Valid for AAC  $\geq 600 \text{ kg/m}^3$

**Scheme of distance and spacing in masonry and AAC**

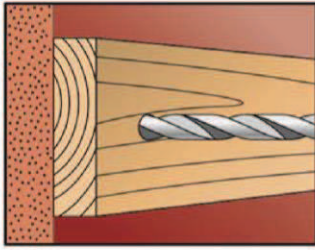


fischer frame fixing SXR / SXRL

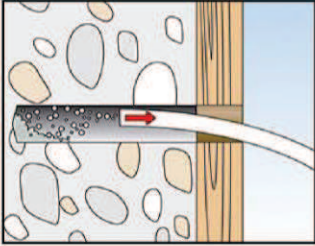
**Intended use**  
Installation parameters, edge distances and spacing's for use in masonry and AAC

**Annex B 3**

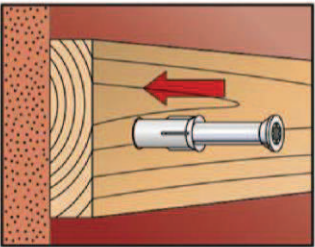
**Installation instructions (the following pictures show fixing through timber)**



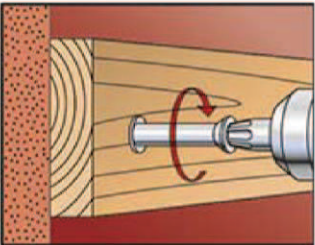
1. Drill the bore hole  $\varnothing$  8 mm (SXR 8) and  $\varnothing$  10 mm (SXR 10 / SXRL 10) using the drill method described in the corresponding annex.



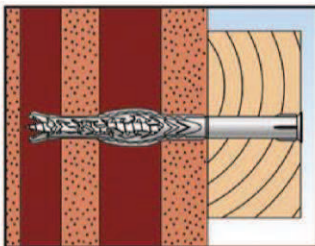
2. Remove dust from borehole.



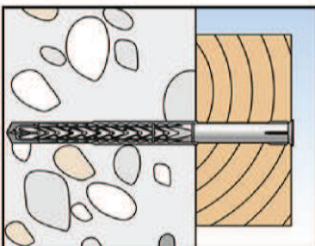
3. Insert anchor (screw and plug) by using a hammer until the collar of the plastic sleeve is flush with the surface of the fixture.



4. The screw is screwed-in until the head of the screw touches the sleeve.



5. Correctly installed anchor in hollow masonry.



6. Correctly installed anchor in concrete.

**fischer frame fixing SXR / SXRL**

**Intended use**  
Installation instructions

**Annex B 4**

**Table C1.1: Characteristic bending resistance of the screw**

| Anchor type                                       | SXR 8            |                 | SXR 10           |                 | SXRL 10                     |                 |
|---------------------------------------------------|------------------|-----------------|------------------|-----------------|-----------------------------|-----------------|
|                                                   | galvanised steel | stainless steel | galvanised steel | stainless steel | galvanised steel            | stainless steel |
| Material                                          |                  |                 |                  |                 |                             |                 |
| Characteristic bending resistance $M_{Rk,s}$ [Nm] | 12,4             | 10,4            | 20,6             | 20,6            | 20,6/<br>23,6 <sup>2)</sup> | 20,6            |
| Partial safety factor $\gamma_{Ms}$ <sup>1)</sup> | 1,25             | 1,29            | 1,25             | 1,25            | 1,25                        | 1,25            |

<sup>1)</sup> In absence of other national regulations.

<sup>2)</sup> "High load" screw version on request only for countersunk screws – head marking is ●●

**Table C1.2: Characteristic resistance of the screw**

| Failure of expansion element (special screw)      | SXR 8            |                 | SXR 10           |                 | SXRL 10                     |                 |
|---------------------------------------------------|------------------|-----------------|------------------|-----------------|-----------------------------|-----------------|
|                                                   | galvanised steel | stainless steel | galvanised steel | stainless steel | galvanised steel            | stainless steel |
| Characteristic tension resistance $N_{Rk,s}$ [kN] | 14,8             | 12,3            | 21,7             | 21,7            | 21,7/<br>24,9 <sup>2)</sup> | 21,7            |
| Partial safety factor $\gamma_{Ms}$ <sup>1)</sup> | 1,50             | 1,55            | 1,55             | 1,55            | 1,55                        | 1,55            |
| Characteristic shear resistance $V_{Rk,s}$ [kN]   | 7,4              | 6,2             | 10,8             | 10,8            | 10,8/<br>12,4 <sup>2)</sup> | 10,8            |
| Partial safety factor $\gamma_{Ms}$ <sup>1)</sup> | 1,25             | 1,29            | 1,29             | 1,29            | 1,29                        | 1,29            |

<sup>1)</sup> In absence of other national regulations.

<sup>2)</sup> "High load" screw version on request only for countersunk screws – head marking is ●●

**Table C1.3: Characteristic resistance for use in concrete**

| Pull-out failure (plastic sleeve)                 | SXR 8    |                         | SXR 10   |          | SXRL 10  |          |
|---------------------------------------------------|----------|-------------------------|----------|----------|----------|----------|
| Temperature range                                 | 30/50 °C | 50/80 °C                | 30/50 °C | 50/80 °C | 30/50 °C | 50/80 °C |
| <b>Concrete ≥ C12/15</b>                          |          |                         |          |          |          |          |
| Characteristic resistance $N_{Rk,p}$ [kN]         | 3,0      | 2,5 / 3,0 <sup>2)</sup> | 5,0      | 4,5      | 6,5      | 6,5      |
| Partial safety factor $\gamma_{Mc}$ <sup>1)</sup> | 1,8      |                         |          |          |          |          |

<sup>1)</sup> In absence of other national regulations.

<sup>2)</sup> Value corresponds to concrete class ≥ C16/20.

**fischer frame fixing SXR / SXRL**

**Performances**

Characteristic resistance and characteristic bending resistance of the screw  
Characteristic resistance for use in concrete

**Annex C 1**

**Table C2.1: Displacements<sup>1)</sup> under tension and shear loading in concrete and masonry**

| Anchor type    | Tension load <sup>2)</sup> |                       |                            | Shear load <sup>2)</sup> |                            |
|----------------|----------------------------|-----------------------|----------------------------|--------------------------|----------------------------|
|                | F<br>[kN]                  | $\delta_{NO}$<br>[mm] | $\delta_{N\infty}$<br>[mm] | $\delta_{VO}$<br>[mm]    | $\delta_{V\infty}$<br>[mm] |
| <b>SXR 8</b>   | 1,2                        | 0,65                  | 1,30                       | 1,02                     | 1,53                       |
| <b>SXR 10</b>  | 2,0                        | 1,29                  | 2,58                       | 1,15/3,05 <sup>3)</sup>  | 1,74/4,58 <sup>3)</sup>    |
| <b>SXRL 10</b> | 2,6                        | 1,67                  | 3,34                       | 1,15/3,05 <sup>3)</sup>  | 1,74/4,58 <sup>3)</sup>    |

<sup>1)</sup> Valid for all ranges of temperatures.

<sup>2)</sup> Intermediate values by linear interpolation.

<sup>3)</sup> Valid for diameter in the clearance hole  $\leq 12,5$  mm (see Table B2.1).

**Table C2.2: Displacements<sup>1)</sup> under tension und shear loading in autoclaved aerated concrete AAC**

| Anchor type         | Tension load <sup>2)</sup> |                       |                            | Shear load <sup>2)</sup> |                            |
|---------------------|----------------------------|-----------------------|----------------------------|--------------------------|----------------------------|
|                     | F<br>[kN]                  | $\delta_{NO}$<br>[mm] | $\delta_{N\infty}$<br>[mm] | $\delta_{VO}$<br>[mm]    | $\delta_{V\infty}$<br>[mm] |
| <b>SXR 10</b>       | 0,32                       | 0,03                  | 0,06                       | 0,21                     | 0,31                       |
| <b>SXRL 10 AAC2</b> | 0,32                       | 0,23                  | 0,46                       | 0,64                     | 0,96                       |
| <b>SXRL 10 AAC6</b> | 1,43                       | 0,65                  | 1,3                        | 2,86                     | 4,29                       |

<sup>1)</sup> Valid for all ranges of temperatures.

<sup>2)</sup> Intermediate values by linear interpolation.

**Table C2.3: Characteristic values under fire exposure in concrete C20/25 to C50/60 in any load direction, no permanent centric tension load and without lever arm**

| Anchor type    | Fire resistance class | $F_{Rk}$ |
|----------------|-----------------------|----------|
| <b>SXR 10</b>  | <b>R 90</b>           | 0,8 kN   |
| <b>SXRL 10</b> |                       |          |

fischer frame fixing SXR / SXRL

**Performances**

Displacements under tension and shear loading in concrete and masonry and AAC,  
Characteristic resistance under fire exposure

**Annex C 2**

**Table C3.1: SXR 8 characteristic resistance  $F_{Rk}$  in [kN] in solid masonry (use category “b”)**

| Base material<br>[Supplier Title]                                                                                    | Min. DF<br>or<br>min. size<br>(L x W x H)<br><br>[mm] | Bulk<br>density<br>class<br><br>$\rho$<br>[kg/dm <sup>3</sup> ] | Min.<br>Compressive<br>strength<br>$f_b$<br>[N/mm <sup>2</sup> ] | Drill<br>method<br><sup>1)</sup> | Characteristic<br>resistance<br>$F_{Rk}$<br><b>SXR 8</b><br>[kN] |
|----------------------------------------------------------------------------------------------------------------------|-------------------------------------------------------|-----------------------------------------------------------------|------------------------------------------------------------------|----------------------------------|------------------------------------------------------------------|
|                                                                                                                      |                                                       |                                                                 |                                                                  |                                  | 50/80 °C                                                         |
| Clay brick Mz,<br>e.g. Mz acc. to DIN 105-100,<br>EN 771-1:2011<br>e.g. <b>Schlagmann, Mz</b>                        | 3 DF<br>(240x175x113)                                 | $\geq 1,8$                                                      | 20                                                               | H                                | <b>3,0</b>                                                       |
|                                                                                                                      |                                                       |                                                                 | 10                                                               |                                  | <b>2,0</b>                                                       |
| Clay brick Mz,<br>e.g. Mz acc. to DIN 105-<br>100:2012-01, EN 771-1:2011.<br>e.g. <b>Schlagmann, Mz</b>              | NF<br>(240x115x71)                                    | $\geq 1,8$                                                      | 20                                                               | H                                | <b>2,5</b>                                                       |
|                                                                                                                      |                                                       |                                                                 | 10                                                               |                                  | <b>2,0</b>                                                       |
| Clay brick Mz,<br>e.g. Mz acc. to<br>DIN EN 771-1:2011+<br>A1:2014,<br>e.g. <b>Wienerberger DK, MS</b>               | DF<br>(240x115x52)                                    | $\geq 1,8$                                                      | 28                                                               | H                                | <b>3,0</b>                                                       |
|                                                                                                                      |                                                       |                                                                 | 20                                                               |                                  | <b>2,0</b>                                                       |
|                                                                                                                      |                                                       |                                                                 | 10                                                               |                                  | <b>1,5</b>                                                       |
| Calcium silicate solid brick<br>e.g. KS acc. to<br>DIN V 106:2005-10,<br>EN 771-2:2011<br>e.g. <b>KS Wemding, KS</b> | NF<br>(240x115x71)                                    | $\geq 1,8$                                                      | 20                                                               | H                                | <b>2,5</b>                                                       |
|                                                                                                                      |                                                       |                                                                 | 10                                                               |                                  | <b>2,0</b>                                                       |
|                                                                                                                      | (175x500x235)                                         | $\geq 2,0$                                                      | 20                                                               |                                  | <b>3,0</b>                                                       |
|                                                                                                                      |                                                       |                                                                 | 10                                                               |                                  | <b>2,5</b>                                                       |
| Lightweight solid brick,<br>e.g. acc. to<br>DIN V 18152-100:2005,<br>EN 771-3:2011<br>e.g. <b>KLB, V</b>             | (240x115x113)                                         | $\geq 1,2$                                                      | 2                                                                | H                                | <b>0,9</b>                                                       |
|                                                                                                                      | (240x490x115)                                         | $\geq 1,0$                                                      | 2                                                                |                                  | <b>1,2</b>                                                       |
|                                                                                                                      | (240x490x115)                                         | $\geq 1,8$                                                      | 8                                                                |                                  | <b>2,5</b>                                                       |
|                                                                                                                      |                                                       |                                                                 | 4                                                                |                                  | <b>1,2</b>                                                       |
|                                                                                                                      | (240x240x245)                                         | $\geq 1,4$                                                      | 6                                                                |                                  | <b>0,9</b>                                                       |
|                                                                                                                      |                                                       |                                                                 | 4                                                                |                                  | <b>0,6 / 0,75<sup>2)</sup></b>                                   |
| Solid block normal concrete<br>VBN acc. to DIN 18153-<br>100:2005,<br>EN 771-3:2011<br>e.g. <b>Adolf Blatt, Vbn</b>  | (246x240x245)                                         | $\geq 1,8$                                                      | 12                                                               | H                                | <b>2,5</b>                                                       |
|                                                                                                                      |                                                       |                                                                 | 8                                                                |                                  | <b>1,5</b>                                                       |
|                                                                                                                      |                                                       |                                                                 | 4                                                                |                                  | <b>0,75</b>                                                      |
| Partial safety factor                                                                                                |                                                       |                                                                 |                                                                  | $\gamma_{Mm}$ <sup>3)</sup>      | <b>2,5</b>                                                       |

<sup>1)</sup> H = Hammer drilling, R = Rotary drilling.

<sup>2)</sup> The value  $F_{Rk}$  is valid for temperature range 30/50 °C only.

<sup>3)</sup> In absence of other national regulations.

**fischer frame fixing SXR / SXRL**

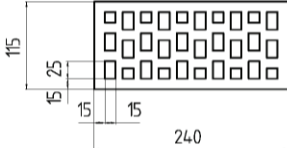
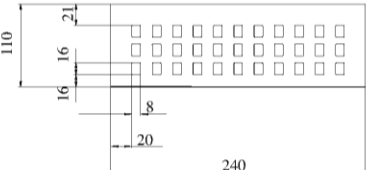
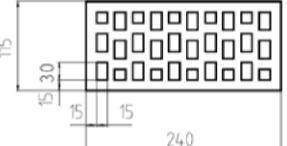
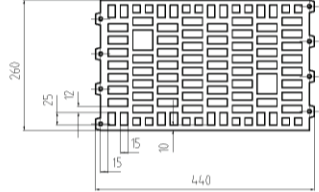
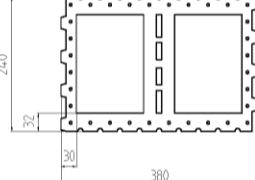
**Performances**

Characteristic resistance SXR 8 for use in solid masonry

**Annex C 3**



**Table C4.1: SXR 8 characteristic resistance  $F_{Rk}$  in [kN] in hollow or perforated masonry (“c”)**

| Base material<br>[Supplier Title]                                                                                         | Geometry and DF<br>or size<br>(L x W x H)<br>and drilling method<br><br>[mm]                                                     | min.<br>compressive<br>strength $f_b$<br>[N/mm <sup>2</sup> ]<br>bulk density<br>$\geq \rho$ [kg/dm <sup>3</sup> ] | Characteristic<br>resistance<br>$F_{Rk}$<br><b>SXR 8</b><br>[kN] |                               |
|---------------------------------------------------------------------------------------------------------------------------|----------------------------------------------------------------------------------------------------------------------------------|--------------------------------------------------------------------------------------------------------------------|------------------------------------------------------------------|-------------------------------|
|                                                                                                                           |                                                                                                                                  |                                                                                                                    | 50/80 °C                                                         |                               |
| Clay brick Form B,<br>HLz acc. to DIN 105-<br>100:2012-01,<br>EN 771-1:2011<br>e.g. <b>Wienerberger, HLz</b>              | <br>2 DF (240x115x113)<br>by rotary drilling    | 20/1,2                                                                                                             | <b>1,2</b>                                                       |                               |
|                                                                                                                           |                                                                                                                                  |                                                                                                                    | 8/1,2                                                            | <b>0,5</b>                    |
| Clay brick,<br>HLz acc.<br>DIN EN 771-1:2011+<br>A1:2014,<br>e.g. <b>Wienerberger, BS</b>                                 | <br>DF (240x110x52)<br>by hammer drilling       | 28/1,5                                                                                                             | <b>2,5</b>                                                       |                               |
|                                                                                                                           |                                                                                                                                  |                                                                                                                    | 20/1,5                                                           | <b>1,2 / 1,5<sup>2)</sup></b> |
|                                                                                                                           |                                                                                                                                  |                                                                                                                    | 10/1,5                                                           | <b>0,6 / 0,9<sup>2)</sup></b> |
| Clay brick Form B,<br>HLz acc. to<br>DIN 105-100:2012-01,<br>EN 771-1:2011<br>e.g. <b>Schlagmann, HLz</b>                 | <br>2 DF (240x115x113)<br>by rotary drilling  | 12/1,0                                                                                                             | <b>0,6</b>                                                       |                               |
|                                                                                                                           |                                                                                                                                  |                                                                                                                    | 8/1,0                                                            | <b>0,4</b>                    |
|                                                                                                                           | <br>(260x240x440)<br>by rotary drilling       | 8/0,9                                                                                                              | <b>0,9</b>                                                       |                               |
|                                                                                                                           |                                                                                                                                  | 6/0,9                                                                                                              | <b>0,6</b>                                                       |                               |
|                                                                                                                           |                                                                                                                                  | 4/0,9                                                                                                              | <b>0,4</b>                                                       |                               |
|                                                                                                                           |                                                                                                                                  | 6/0,7                                                                                                              | <b>1,2</b>                                                       |                               |
| Clay brick Form B,<br>HLz acc. to<br>DIN 105-100:2012-01,<br>EN 771-1:2011,<br><b>Schlagmann</b><br><i>Planfüllziegel</i> | <br>12 DF (380x240x240)<br>by rotary drilling | 4/0,7                                                                                                              | <b>0,75</b>                                                      |                               |
|                                                                                                                           |                                                                                                                                  | 2/0,7                                                                                                              | <b>0,4</b>                                                       |                               |
|                                                                                                                           |                                                                                                                                  | Partial safety factor                                                                                              | $\gamma_{Mm}$ <sup>3)</sup>                                      | <b>2,5</b>                    |

Footnotes see Annex C3

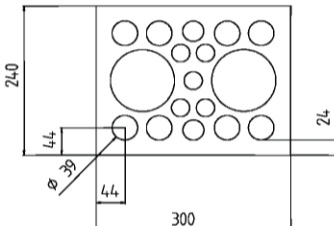
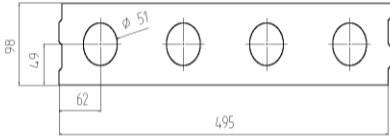
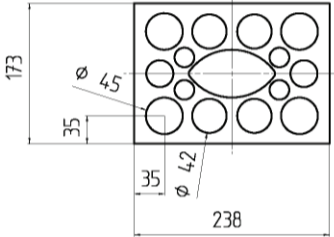
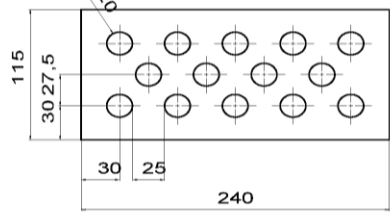
fischer frame fixing SXR / SXRL

**Annex C 4**

**Performances**

Characteristic resistance SXR 8 for use in hollow or perforated masonry

Table C5.1: SXR 8 characteristic resistance  $F_{RK}$  in [kN] in hollow or perforated masonry ("c")

| Base material<br>[Supplier Title]                                                                                 | Geometry and DF<br>or size<br>(L x W x H)<br>and drilling method<br><br>[mm]                                                         | Min.<br>compressive<br>strength<br>$f_b$ [N/mm <sup>2</sup> ]<br>/<br>bulk density<br>$\geq \rho$ [kg/dm <sup>3</sup> ] | Characteristic<br>resistance<br>$F_{RK}$<br>SXR 8<br>[kN] |            |
|-------------------------------------------------------------------------------------------------------------------|--------------------------------------------------------------------------------------------------------------------------------------|-------------------------------------------------------------------------------------------------------------------------|-----------------------------------------------------------|------------|
|                                                                                                                   |                                                                                                                                      |                                                                                                                         | 50/80 °C                                                  |            |
| Hollow calcium silicate<br>brick<br>acc. to<br>DIN V 106:2005-10,<br>EN 771-2:2011<br>e.g. <b>KS Wemding, KSL</b> |  <p>5 DF (300x240x115)<br/>by hammer drilling</p>   | 16/1,4                                                                                                                  | <b>2,0</b>                                                |            |
|                                                                                                                   |                                                                                                                                      | 6/1,4                                                                                                                   | <b>0,75 / 0,9<sup>2)</sup></b>                            |            |
|                                                                                                                   |  <p>P10 (495x98x248)<br/>by hammer drilling</p>    | 6/1,2                                                                                                                   | <b>1,2 / 1,5<sup>2)</sup></b>                             |            |
|                                                                                                                   |                                                                                                                                      | 2/1,2                                                                                                                   | <b>0,4 / 0,5<sup>2)</sup></b>                             |            |
|                                                                                                                   |  <p>3 DF (240x175x113)<br/>by hammer drilling</p> | 20/1,4                                                                                                                  | <b>1,2 / 1,5<sup>2)</sup></b>                             |            |
|                                                                                                                   |                                                                                                                                      | 8/1,4                                                                                                                   | <b>0,5 / 0,6<sup>2)</sup></b>                             |            |
|                                                                                                                   |  <p>2 DF (240x115x113)<br/>by hammer drilling</p> | 12/1,4                                                                                                                  | <b>2,0</b>                                                |            |
|                                                                                                                   |                                                                                                                                      | 6/1,4                                                                                                                   | <b>0,9</b>                                                |            |
|                                                                                                                   | Partial safety factor                                                                                                                |                                                                                                                         | $\gamma_{Mm}$ <sup>3)</sup>                               | <b>2,5</b> |

Footnotes see Annex C3

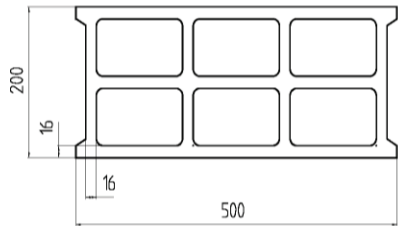
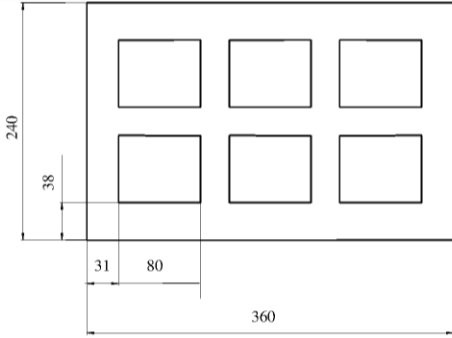
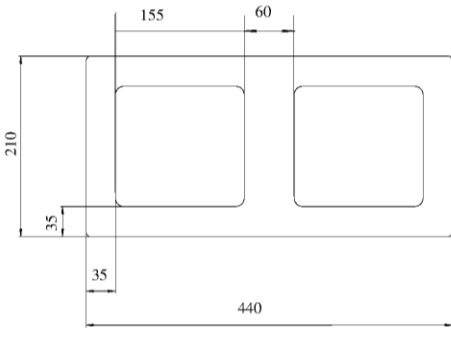
fischer frame fixing SXR / SXRL

Annex C 5

## Performances

Characteristic resistance SXR 8 for use in hollow or perforated masonry

**Table C6.1: SXR 8 characteristic resistance  $F_{Rk}$  in [kN] in hollow or perforated masonry ("c")**

| Base material<br>[Supplier Title]                                                                                        | Geometry and DF<br>or size<br>(L x W x H)<br>and drilling method<br><br>[mm]                                               | min.<br>compressive<br>strength<br>$f_b$ [N/mm <sup>2</sup> ]<br>/<br>bulk density<br>$\geq \rho$ [kg/dm <sup>3</sup> ] | Characteristic<br>resistance<br>$F_{Rk}$<br><b>SXR 8</b><br>[kN] |
|--------------------------------------------------------------------------------------------------------------------------|----------------------------------------------------------------------------------------------------------------------------|-------------------------------------------------------------------------------------------------------------------------|------------------------------------------------------------------|
|                                                                                                                          |                                                                                                                            |                                                                                                                         | 50/80 °C                                                         |
| Hollow block lightweight<br>concrete, acc. to NF-P 14-<br>301, EN 771-3:2011,<br>e.g. <b>Seпа Parpaing, Hbl</b>          | <br>(500x200x200)<br>by rotary drilling   | 4/0,9                                                                                                                   | <b>0,3 / 0,4<sup>2)</sup></b>                                    |
| Hollow brick lightweight<br>concrete, e.g. acc. to DIN<br>V 18151-100:2005-10,<br>EN 771-3:2011,<br>e.g. <b>KLB, Hbl</b> | <br>(240x240x360)<br>by hammer drilling | 6/1,0                                                                                                                   | <b>1,5</b>                                                       |
| Hollow brick lightweight<br>concrete,<br>e.g. acc. to<br>EN 771-3:2011,<br>e.g. <b>Roadstone masonry</b>                 | <br>(440x210x215)<br>by hammer drilling | 10/1,2                                                                                                                  | <b>2,5</b>                                                       |
|                                                                                                                          |                                                                                                                            | 6/1,2                                                                                                                   | <b>1,5</b>                                                       |
| Partial safety factor                                                                                                    |                                                                                                                            | $\gamma_{Mm}$ <sup>3)</sup>                                                                                             | <b>2,5</b>                                                       |

Footnotes see Annex C3

fischer frame fixing SXR / SXRL

Annex C 6

**Performances**

Characteristic resistance SXR 8 for use in hollow or perforated masonry

Table C7.1: SXR 10 / SXRL 10 characteristic resistance  $F_{Rk}$  in [kN] in solid masonry (use category "b")

| Base material<br>[Supplier Title]                                                                                    | Min. DF<br>or<br>min. size<br>(L x W x H)<br><br>[mm]                                                       | Min.<br>compressive<br>strength<br>$f_b$<br>[N/mm <sup>2</sup> ]<br>/<br>bulk density<br>$\geq \rho$ [kg/dm <sup>3</sup> ] | Drill<br>method<br><sup>1)</sup> | Characteristic resistance<br>$F_{Rk}$<br>[kN] |                                |
|----------------------------------------------------------------------------------------------------------------------|-------------------------------------------------------------------------------------------------------------|----------------------------------------------------------------------------------------------------------------------------|----------------------------------|-----------------------------------------------|--------------------------------|
|                                                                                                                      |                                                                                                             |                                                                                                                            |                                  | SXR 10<br>$h_{nom} \geq 50mm$                 | SXRL 10<br>$h_{nom} \geq 70mm$ |
|                                                                                                                      |                                                                                                             |                                                                                                                            |                                  | 50/80<br>°C                                   | 50/80<br>°C                    |
| Clay brick,<br>Mz e.g. acc. to<br>DIN 105-100:2012-01,<br>EN 771-1:2011, e.g.<br><b>Schlagmann, Mz</b>               | NF<br>(240x115x71)                                                                                          | 36/1,8                                                                                                                     | H                                | 5,0                                           | 4,0 / 5,5 <sup>3)</sup>        |
|                                                                                                                      |                                                                                                             | 20/1,8                                                                                                                     |                                  | 3,0 / 3,5 <sup>4)</sup>                       | 4,0 / 5,5 <sup>3)</sup>        |
|                                                                                                                      |                                                                                                             | 12/1,8                                                                                                                     |                                  | 2,0                                           | 4,0 / 5,5 <sup>3)</sup>        |
|                                                                                                                      |                                                                                                             | 10/1,8                                                                                                                     |                                  | 2,0                                           | 3,5 / 4,5 <sup>3)</sup>        |
|                                                                                                                      | 3 DF<br>(240x175x113)                                                                                       | 20/1,8                                                                                                                     | H                                | 2,0                                           | -                              |
|                                                                                                                      |                                                                                                             |                                                                                                                            |                                  | 4,0 <sup>2)</sup> / 4,5 <sup>2)4)</sup>       | -                              |
|                                                                                                                      |                                                                                                             | 10/1,8                                                                                                                     | 1,5                              | -                                             |                                |
|                                                                                                                      |                                                                                                             |                                                                                                                            | 3,0 <sup>2)</sup>                | -                                             |                                |
| Clay brick,<br>Mz e.g. acc. to<br>DIN EN 771-1:2011<br>+ A1:2014,<br>e.g. <b>Wienerberger, MS</b>                    | DF<br>(240x115x52)                                                                                          | 28/1,8                                                                                                                     | H                                | 3,0                                           | 5,5 / 6,5 <sup>3)</sup>        |
|                                                                                                                      |                                                                                                             | 20/1,8                                                                                                                     |                                  | 2,0                                           | 4,0 / 4,5 <sup>3)</sup>        |
|                                                                                                                      |                                                                                                             | 10/1,8                                                                                                                     |                                  | 1,2                                           | 2,5 / 3 <sup>3)</sup>          |
| Clay brick,<br>Mz e.g. acc. to<br>DIN 105-100:2012-01<br>EN 771-1:2011                                               | NF<br>(240x111x71)                                                                                          | 20/1,8                                                                                                                     | H                                | 3,0                                           | -                              |
|                                                                                                                      |                                                                                                             | 10/1,8                                                                                                                     |                                  | 2,0                                           | -                              |
| Calcium silicate solid brick<br>KS e.g. acc. to<br>DIN V 106:2005-10,<br>EN 771-2:2011<br>e.g. <b>KS Wemding, KS</b> | NF<br>(240x115x71)                                                                                          | 20/1,8                                                                                                                     | H                                | 2,5 / 4,0 <sup>2)</sup>                       | 3,5                            |
|                                                                                                                      |                                                                                                             | 10/1,8                                                                                                                     |                                  | 1,5                                           | 2,5                            |
|                                                                                                                      | NF<br>(240x115x71)                                                                                          | 36/2,0                                                                                                                     | H                                | 5,0                                           | -                              |
|                                                                                                                      |                                                                                                             | 20/2,0                                                                                                                     |                                  | 3,0 / 3,5 <sup>4)</sup>                       | -                              |
|                                                                                                                      |                                                                                                             | 10/2,0                                                                                                                     |                                  | 2,0                                           | -                              |
|                                                                                                                      | (500x175x240)                                                                                               | 28/2,0                                                                                                                     | H                                | 5,0                                           | -                              |
|                                                                                                                      |                                                                                                             | 20/2,0                                                                                                                     |                                  | 4,5                                           | -                              |
|                                                                                                                      |                                                                                                             | 12/1,8                                                                                                                     |                                  | -                                             | 6,5 / 8,5 <sup>2)</sup>        |
|                                                                                                                      |                                                                                                             | 10/2,0                                                                                                                     |                                  | 3,0                                           | 5,5 / 7,0 <sup>2)</sup>        |
|                                                                                                                      | Lightweight solid brick, e.g. acc.<br>to DIN V 18152-100:2005, EN<br>771-3:2011, e.g. <b>Liapor Super-K</b> | (500x240x248)                                                                                                              | 2/0,8                            | R                                             | -                              |
| Partial safety factor                                                                                                |                                                                                                             |                                                                                                                            | $\gamma_{Mm}$ <sup>5)</sup>      | 2,5                                           |                                |

<sup>1)</sup> H = Hammer drilling, R = Rotary drilling.

<sup>2)</sup> Only for edge distance  $c \geq 200$  mm; intermediate values by linear interpolation.

<sup>3)</sup> Only for edge distance  $c \geq 150$  mm; intermediate values by linear interpolation.

<sup>4)</sup> The value  $F_{Rk}$  is valid for temperature range 30/50 °C only.

<sup>5)</sup> In absence of other national regulations.

fischer frame fixing SXR / SXRL

Performances

Characteristic resistance SXR 10 / SXRL 10 for use in solid masonry

Annex C 7

**Table C8.1: SXR 10 / SXRL 10 characteristic resistance  $F_{Rk}$  in [kN] in solid masonry (use category "b")**

| Base material<br>[Supplier Title]                                                                                          | Min. DF<br>or<br>min. size<br>(L x W x H)<br><br>[mm] | Min. compressive<br>strength<br>$f_b$<br>[N/mm <sup>2</sup> ]<br>/<br>bulk density<br>$\geq \rho$ [kg/dm <sup>3</sup> ] | Drill<br>method<br><sup>1)</sup> | Characteristic resistance<br>$F_{Rk}$<br>[kN] |                                |
|----------------------------------------------------------------------------------------------------------------------------|-------------------------------------------------------|-------------------------------------------------------------------------------------------------------------------------|----------------------------------|-----------------------------------------------|--------------------------------|
|                                                                                                                            |                                                       |                                                                                                                         |                                  | SXR 10<br>$h_{nom} \geq 50mm$                 | SXRL 10<br>$h_{nom} \geq 70mm$ |
|                                                                                                                            |                                                       |                                                                                                                         |                                  | 50/80<br>°C                                   | 50/80<br>°C                    |
| Lightweight solid brick,<br>e.g. acc. to<br>DIN V 18152-100:2005<br>EN 771-3:2011<br>e.g. <b>KLB</b> , <i>V</i>            | 2 DF<br>(240x115x113)                                 | 4/1,4                                                                                                                   | H                                | <b>0,75</b>                                   | <b>2,5</b>                     |
|                                                                                                                            |                                                       | 2/1,2                                                                                                                   |                                  | <b>0,75 / 0,9<sup>3)</sup></b>                | <b>1,2</b>                     |
|                                                                                                                            | (490x115x240)                                         | 2/1,2                                                                                                                   | H                                | <b>1,2</b>                                    | <b>1,2</b>                     |
|                                                                                                                            | (250x240x245)                                         | 10/1,6                                                                                                                  | H                                | <b>2,5</b>                                    | <b>7,5</b>                     |
|                                                                                                                            |                                                       | 6/1,6                                                                                                                   |                                  | <b>2,5</b>                                    | <b>4,5</b>                     |
|                                                                                                                            | (490x115x240)                                         | 8/1,6                                                                                                                   | H                                | <b>3,0</b>                                    | <b>3,0</b>                     |
|                                                                                                                            | (490x115x240)                                         | 12/1,8                                                                                                                  | H                                | -                                             | <b>3,0 / 4,5<sup>3)</sup></b>  |
|                                                                                                                            |                                                       | 8/1,8                                                                                                                   |                                  | -                                             | <b>2,0 / 3,0<sup>3)</sup></b>  |
| Solid block normal concrete<br>VBN acc. to<br>DIN 18153-100:2005,<br>EN 771-3:2011<br>e.g. <b>Adolf Blatt</b> , <i>Vbn</i> | (250x240x250)                                         | 20/1,8                                                                                                                  | H                                | <b>4,5</b>                                    | -                              |
|                                                                                                                            |                                                       | 10/1,8                                                                                                                  |                                  | <b>3,0</b>                                    | -                              |
| Partial safety factor                                                                                                      |                                                       |                                                                                                                         | $\gamma_{Mm}$ <sup>5)</sup>      | <b>2,5</b>                                    |                                |

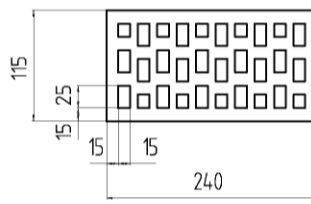
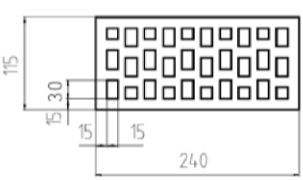
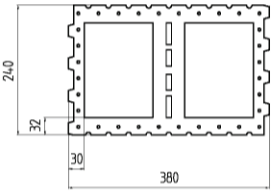
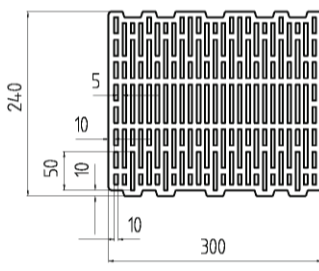
**Footnotes see Annex C7****fischer frame fixing SXR / SXRL  
Performances**

Characteristic resistance SXR 10 / SXRL 10 for use in solid masonry

**Annex C 8**



**Table C9.1: SXR 10 / SXRL 10 characteristic resistance  $F_{RK}$  in [kN] in hollow or perforated masonry (use category "c")**

| Base material<br>[Supplier Title]                                                                                              | Geometry and DF<br>or size<br>(L x W x H)<br>and drilling method<br><br>[mm]                                                     | Min.<br>compressive<br>strength $f_b$<br>[N/mm <sup>2</sup> ]<br>/<br>bulk density<br>$\rho$ [kg/dm <sup>3</sup> ] | Characteristic resistance<br>$F_{RK}$<br>[kN] |                           |
|--------------------------------------------------------------------------------------------------------------------------------|----------------------------------------------------------------------------------------------------------------------------------|--------------------------------------------------------------------------------------------------------------------|-----------------------------------------------|---------------------------|
|                                                                                                                                |                                                                                                                                  |                                                                                                                    | SXR 10<br>$h_{nom}$ 50mm                      | SXRL 10<br>$h_{nom}$ 70mm |
|                                                                                                                                |                                                                                                                                  |                                                                                                                    | 50/80<br>°C                                   | 50/80<br>°C               |
| Clay brick<br>Form B, HLz acc. to<br>DIN 105-100:2012-01,<br>EN 771-1:2011<br>e.g. <b>Wienerberger</b>                         | <br>2DF<br>(240x115x113)<br>by rotary drilling  | 20/1,0                                                                                                             | <b>2,0</b>                                    | -                         |
|                                                                                                                                |                                                                                                                                  | 10/1,0                                                                                                             | <b>1,2</b>                                    | -                         |
|                                                                                                                                |                                                                                                                                  | 20/1,2                                                                                                             | <b>2,5 / 3,0<sup>3)4)</sup></b>               | -                         |
|                                                                                                                                |                                                                                                                                  | 10/1,2                                                                                                             | <b>1,5 / 2,0<sup>4)</sup></b>                 | -                         |
| Clay brick<br>HLz<br>acc. to EN 771-1:2011                                                                                     | <br>2DF<br>(240x115x113)<br>by rotary drilling | 28/1,2                                                                                                             | -                                             | <b>2,0</b>                |
|                                                                                                                                |                                                                                                                                  | 20/1,2                                                                                                             | -                                             | <b>1,2</b>                |
|                                                                                                                                |                                                                                                                                  | 10/1,2                                                                                                             | -                                             | <b>0,6</b>                |
|                                                                                                                                |                                                                                                                                  | 12/1,0                                                                                                             | <b>0,9</b>                                    | <b>0,75</b>               |
|                                                                                                                                |                                                                                                                                  | 10/1,0                                                                                                             | <b>0,75</b>                                   | <b>0,6</b>                |
|                                                                                                                                |                                                                                                                                  | 8/1,0                                                                                                              | <b>0,6</b>                                    | -                         |
| Clay brick Form B,<br>HLz acc. to<br>DIN 105-100:2012-01,<br>EN 771-1:2011,<br>e.g. <b>Schlagmann</b><br><i>Planfüllziegel</i> | <br>12 DF(380x240x240)<br>by rotary drilling  | 6/0,7                                                                                                              | <b>2,0</b>                                    | -                         |
| Clay brick Form B,<br>HLz acc. to<br>DIN 105-100:2012-01,<br>EN 771-1:2011<br>e.g. <b>Schlagmann</b><br><i>Poroton T14</i>     | <br>(240x300x240)<br>by rotary drilling       | 6/0,7                                                                                                              | <b>0,3 / 0,4<sup>4)</sup></b>                 | <b>0,5</b>                |
| Partial safety factor                                                                                                          |                                                                                                                                  | $\gamma_{Mm}$ <sup>5)</sup>                                                                                        | <b>2,5</b>                                    |                           |

Footnotes see Annex C7

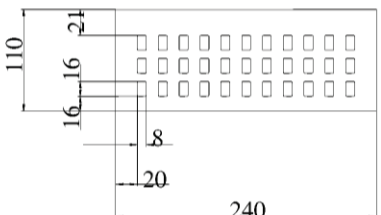
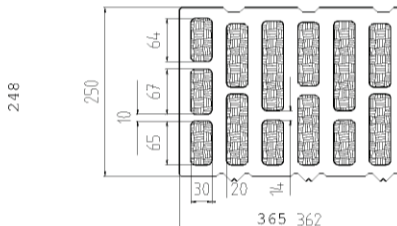
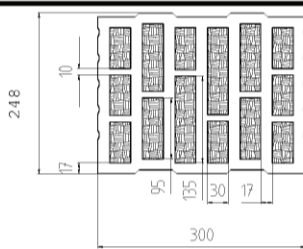
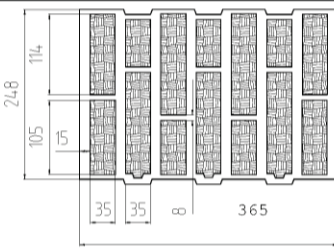
fischer frame fixing SXR / SXRL

**Performances**

Characteristic resistance SXR 10 / SXRL 10 for use in hollow or perforated masonry

**Annex C 9**

**Table C10.1: SXR 10 / SXRL 10 characteristic resistance  $F_{RK}$  in [kN] in hollow or perforated masonry (use category "c")**

| Base material<br>[Supplier Title]                                                                       | Geometry and DF<br>or size<br>(L x W x H)<br>and drilling method<br><br>[mm]                                               | Min.<br>compressive<br>strength<br>$f_b$ [N/mm <sup>2</sup> ]<br>/<br>bulk density<br>$\rho$ [kg/dm <sup>3</sup> ] | Characteristic resistance<br>$F_{RK}$<br>[kN] |                           |
|---------------------------------------------------------------------------------------------------------|----------------------------------------------------------------------------------------------------------------------------|--------------------------------------------------------------------------------------------------------------------|-----------------------------------------------|---------------------------|
|                                                                                                         |                                                                                                                            |                                                                                                                    | SXR 10<br>$h_{nom}$ 50mm                      | SXRL 10<br>$h_{nom}$ 70mm |
|                                                                                                         |                                                                                                                            |                                                                                                                    | 50/80<br>°C                                   | 50/80<br>°C               |
| Clay brick, HLz acc.<br>to DIN<br>EN 771-1:2011<br>+A1:2014,<br>e.g. <b>Wienerberger</b> ,<br><b>BS</b> | <br>DF (240x110x52)<br>by hammer drilling | 28/1,5                                                                                                             | <b>2,5</b>                                    | -                         |
|                                                                                                         |                                                                                                                            | 20/1,5                                                                                                             | <b>2,0</b>                                    | -                         |
|                                                                                                         |                                                                                                                            | 10/1,5                                                                                                             | <b>1,2</b>                                    | -                         |
| Clay brick, HLz acc.<br>to EN 771-1:2011,<br>e.g. <b>Schlagmann</b><br><i>Poroton S 11</i>              | <br>(248x365x250)<br>by rotary drilling  | 8/0,8                                                                                                              | -                                             | <b>1,5</b>                |
|                                                                                                         |                                                                                                                            | 6/0,8                                                                                                              | -                                             | <b>1,2</b>                |
|                                                                                                         |                                                                                                                            | 4/0,8                                                                                                              | -                                             | <b>0,75</b>               |
| Clay brick, HLz acc.<br>to EN 771-1:2011,<br>e.g. <b>Schlagmann</b><br><i>Poroton S 10</i>              | <br>(248x300x249)<br>by rotary drilling | 6/0,7                                                                                                              | -                                             | <b>1,5</b>                |
|                                                                                                         |                                                                                                                            | 4/0,7                                                                                                              | -                                             | <b>0,9</b>                |
| Clay brick, HLz acc.<br>to EN 771-1:2011,<br>e.g. <b>Schlagmann</b><br><i>Poroton T8</i>                | <br>(248x365x249)<br>by rotary drilling | 4/0,6                                                                                                              | -                                             | <b>1,2</b>                |
|                                                                                                         |                                                                                                                            | 2/0,6                                                                                                              | -                                             | <b>0,6</b>                |
| Partial safety factor                                                                                   |                                                                                                                            | $\gamma_{Mm}$ <sup>5)</sup>                                                                                        | <b>2,5</b>                                    |                           |

Footnotes see Annex C7

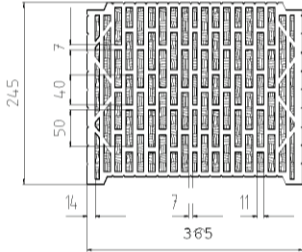
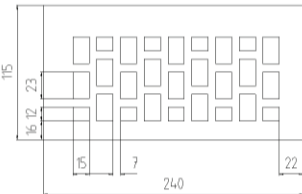
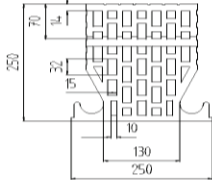
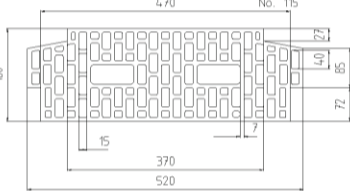
fischer frame fixing SXR / SXRL

**Performances**

Characteristic resistance SXR 10 / SXRL 10 for use in hollow or perforated masonry

**Annex C 10**

**Table C11.1: SXRL 10 characteristic resistance  $F_{RK}$  in [kN] in hollow or perforated masonry (use category "c")**

| Base material<br>[Supplier Title]                                                                                                      | Geometry and DF<br>or size<br>(L x W x H)<br>and drilling method<br><br>[mm]                                                   | Min.<br>compressive<br>strength<br>$f_b$ [N/mm <sup>2</sup> ]<br>/<br>bulk density<br>$\rho$ [kg/dm <sup>3</sup> ] | Characteristic resistance<br>$F_{RK}$<br>[kN]      |
|----------------------------------------------------------------------------------------------------------------------------------------|--------------------------------------------------------------------------------------------------------------------------------|--------------------------------------------------------------------------------------------------------------------|----------------------------------------------------|
|                                                                                                                                        |                                                                                                                                |                                                                                                                    | <b>SXRL 10</b><br><b><math>h_{nom}</math> 70mm</b> |
|                                                                                                                                        |                                                                                                                                |                                                                                                                    | 50/80<br>°C                                        |
| Clay brick, HLz acc.<br>to EN 771-1:2011,<br>e.g. <b>Hörl &amp; Hartmann</b><br><i>Coriso WS 09</i>                                    | <br>(245x365x248)<br>by rotary drilling       | 6/0,8                                                                                                              | <b>0,9</b>                                         |
|                                                                                                                                        |                                                                                                                                | 4/0,8                                                                                                              | <b>0,6</b>                                         |
|                                                                                                                                        |                                                                                                                                | 2/0,8                                                                                                              | <b>0,3</b>                                         |
| Clay brick, KHLz acc.<br>to EN 771-1:2011,<br>e.g. <b>Wienerberger</b><br><i>VHLz</i>                                                  | <br>2 DF (240x115x113)<br>by rotary drilling | 48/1,6                                                                                                             | <b>4,5</b>                                         |
|                                                                                                                                        |                                                                                                                                | 20/1,6                                                                                                             | <b>1,5</b>                                         |
|                                                                                                                                        |                                                                                                                                | 10/1,6                                                                                                             | <b>0,9</b>                                         |
| Ceiling block acc. to<br>DIN 4159:2014-05,<br>e.g. <b>Hörl &amp; Hartmann</b><br><i>ceiling block</i>                                  | <br>(250x250x190)<br>by rotary drilling     | 10/0,7                                                                                                             | <b>2,0</b>                                         |
|                                                                                                                                        |                                                                                                                                | 8/0,7                                                                                                              | <b>1,5</b>                                         |
|                                                                                                                                        |                                                                                                                                | 6/0,7                                                                                                              | <b>1,2</b>                                         |
| Ceiling clay block<br>acc. to EN 15037-<br>3:2011,<br>e.g. <b>Hörl &amp; Hartmann</b><br><i>block for beam-and-<br/>block ceilings</i> | <br>(250x520x180)<br>by rotary drilling     | 8/0,7                                                                                                              | <b>1,5</b>                                         |
|                                                                                                                                        |                                                                                                                                | 6/0,7                                                                                                              | <b>1,2</b>                                         |
|                                                                                                                                        |                                                                                                                                | 4/0,7                                                                                                              | <b>0,9</b>                                         |
| Partial safety factor                                                                                                                  |                                                                                                                                | $\gamma_{Mm}$ <sup>5)</sup>                                                                                        | <b>2,5</b>                                         |

Footnotes see Annex C7

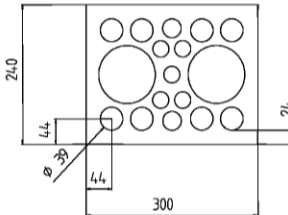
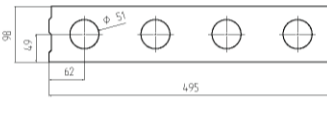
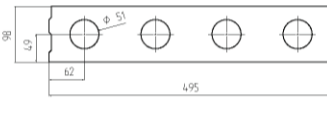
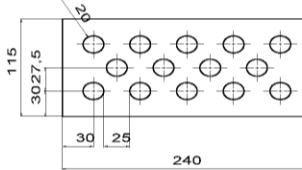
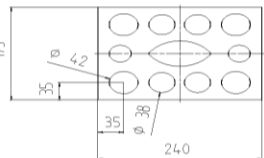
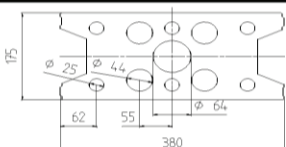
fischer frame fixing SXR / SXRL

**Performances**

Characteristic resistance SXRL 10 for use in hollow or perforated masonry

**Annex C 11**

**Table C12.1: SXR 10 / SXRL 10 characteristic resistance  $F_{RK}$  in [kN] in hollow or perforated masonry (use category "c")**

| Base material<br>[Supplier Title]                                                                      | Geometry and DF<br>or size<br>(L x W x H)<br>and drilling method<br><br>[mm]                                                    | Min.<br>compressive<br>strength<br>$f_b$ [N/mm <sup>2</sup> ]<br>/<br>bulk density<br>$\rho$ [kg/dm <sup>3</sup> ]              | Characteristic resistance<br>$F_{RK}$<br>[kN] |                           |
|--------------------------------------------------------------------------------------------------------|---------------------------------------------------------------------------------------------------------------------------------|---------------------------------------------------------------------------------------------------------------------------------|-----------------------------------------------|---------------------------|
|                                                                                                        |                                                                                                                                 |                                                                                                                                 | SXR 10<br>$h_{nom}$ 50mm                      | SXRL 10<br>$h_{nom}$ 70mm |
|                                                                                                        |                                                                                                                                 |                                                                                                                                 | 50/80<br>°C                                   | 50/80<br>°C               |
| Hollow calcium silicate brick, acc. to DIN V 106:2005-10, EN 771-2:2011<br>e.g. <b>KS Wemding, KSL</b> | <br>5 DF(300x240x115)<br>by hammer drilling    | 16/1,4                                                                                                                          | <b>3,0 / 3,5<sup>3)4)</sup></b>               | -                         |
|                                                                                                        | <br>(495x98x248)<br>by hammer drilling<br>P10 | 10/1,4                                                                                                                          | <b>1,5</b>                                    | -                         |
|                                                                                                        | <br>(495x98x248)<br>by hammer drilling<br>P10 | 6/1,2                                                                                                                           | <b>1,5</b>                                    | -                         |
| Hollow calcium silicate brick acc. to DIN V 106:2005-10, EN 771-2:2011<br>e.g. <b>KS Wemding, KSL</b>  | <br>2 DF (240x115x113)<br>by hammer drilling | 12/1,4                                                                                                                          | <b>2,0 / 2,5<sup>4)</sup></b>                 | <b>2,5</b>                |
|                                                                                                        | <br>3 DF (240x175x113)<br>by hammer drilling | 10/1,4                                                                                                                          | <b>2,0</b>                                    | <b>2,0</b>                |
|                                                                                                        |                                                                                                                                 | 16/1,4                                                                                                                          | -                                             | <b>1,5</b>                |
|                                                                                                        |                                                                                                                                 | 10/1,4                                                                                                                          | -                                             | <b>0,9</b>                |
|                                                                                                        | 8/1,4                                                                                                                           | -                                                                                                                               | <b>0,75</b>                                   |                           |
|                                                                                                        | 6/1,4                                                                                                                           | -                                                                                                                               | <b>0,6</b>                                    |                           |
|                                                                                                        | Hollow calcium silicate brick acc. to DIN V 106:2005-10, EN 771-2:2011<br>e.g. <b>Xella, KS</b>                                 | <br>9 DF (380x175x240)<br>by hammer drilling | 20/1,4                                        | -                         |
| 10/1,4                                                                                                 |                                                                                                                                 | -                                                                                                                               | <b>2,0</b>                                    |                           |
| Partial safety factor                                                                                  |                                                                                                                                 | $\gamma_{Mm}$ <sup>5)</sup>                                                                                                     | <b>2,5</b>                                    |                           |

Footnotes see Annex C7

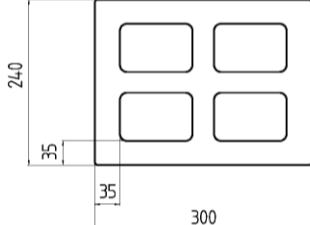
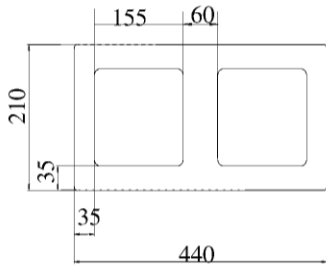
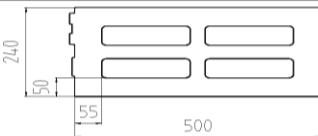
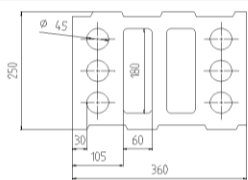
fischer frame fixing SXR / SXRL

**Performances**

Characteristic resistance SXR 10 / SXRL 10 for use in hollow or perforated masonry

**Annex C 12**

**Table C13.1: SXR 10 / SXRL 10 characteristic resistance  $F_{RK}$  in [kN] in hollow or perforated masonry (use category "c")**

| Base material<br>[Supplier Title]                                                                                            | Geometry and DF<br>or size<br>(L x W x H)<br>and drilling method<br><br>[mm]                                               | Min.<br>compressive<br>strength<br>$f_b$ [N/mm <sup>2</sup> ]<br>/<br>bulk density<br>$\rho$ [kg/dm <sup>3</sup> ] | Characteristic resistance<br>$F_{RK}$<br>[kN] |                           |
|------------------------------------------------------------------------------------------------------------------------------|----------------------------------------------------------------------------------------------------------------------------|--------------------------------------------------------------------------------------------------------------------|-----------------------------------------------|---------------------------|
|                                                                                                                              |                                                                                                                            |                                                                                                                    | SXR 10<br>$h_{nom}$ 50mm                      | SXRL 10<br>$h_{nom}$ 70mm |
|                                                                                                                              |                                                                                                                            |                                                                                                                    | 50/80<br>°C                                   | 50/80<br>°C               |
| Hollow brick normal<br>concrete, e.g. acc. to<br>DIN V 18151-<br>100:2005,<br>EN 771-3:2011,<br>e.g. <b>Adolf Blatt, Hbn</b> | <br>(300x240x240)<br>by hammer drilling   | 6/1,6                                                                                                              | <b>2,5</b>                                    | <b>2,0</b>                |
| Hollow brick<br>lightweight concrete,<br>e.g. acc. to<br>DIN V18153-<br>100:2005-<br>10, EN 771-3,<br>e.g. <b>KLB, Hbl</b>   |                                                                                                                            | 2/1,2                                                                                                              | <b>1,5</b>                                    | -                         |
| Hollow brick<br>lightweight concrete,<br>e.g. acc. to EN 771-3,<br>e.g. <b>Roadstone<br/>masonry</b>                         | <br>(440x210x215)<br>by hammer drilling | 10/1,2                                                                                                             | -                                             | <b>2,5</b>                |
|                                                                                                                              |                                                                                                                            | 8/1,2                                                                                                              | <b>2,5</b>                                    | <b>2,0</b>                |
|                                                                                                                              |                                                                                                                            | 6/1,6                                                                                                              | <b>2,0</b>                                    | <b>1,5</b>                |
| Hollow brick<br>lightweight concrete,<br>acc. to EN 771-3,<br>e.g. <b>Knobel</b>                                             | <br>(240x500x240)<br>by rotary drilling | 2/0,7                                                                                                              | -                                             | <b>2,5</b>                |
| Hollow brick<br>lightweight concrete,<br>e.g. acc. to DIN V<br>18151-100,<br>EN 771-3,<br>e.g. <b>KLB, Hbl</b>               | <br>(250x360x250)<br>by rotary drilling | 2/0,9                                                                                                              | -                                             | <b>0,75</b>               |
| Partial safety factor                                                                                                        |                                                                                                                            | $\gamma_{Mm}$ <sup>5)</sup>                                                                                        | <b>2,5</b>                                    |                           |

Footnotes see Annex C7

fischer frame fixing SXR / SXRL

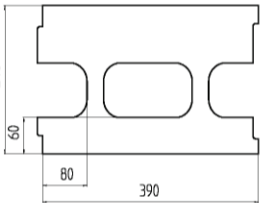
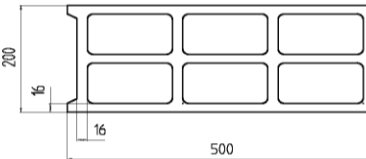
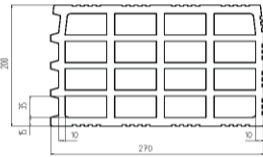
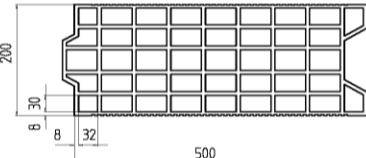
Annex C 13

**Performances**

Characteristic resistance SXR 10 / SXRL 10 for use in hollow or perforated masonry



**Table C14.1: SXR 10 / SXRL 10 characteristic resistance  $F_{Rk}$  in [kN] in solid masonry and hollow or perforated masonry (use categories "b" + "c")**

| Base material<br>[Supplier Title]                                                                                           | Geometry and DF<br>or size<br>(L x W x H)<br>and drilling method<br><br>[mm]                                                   | Min.<br>compressive<br>strength<br>$f_b$ [N/mm <sup>2</sup> ]<br>/<br>bulk density<br>$\rho$ [kg/dm <sup>3</sup> ] | Characteristic resistance<br>$F_{Rk}$<br>[kN] |                              |
|-----------------------------------------------------------------------------------------------------------------------------|--------------------------------------------------------------------------------------------------------------------------------|--------------------------------------------------------------------------------------------------------------------|-----------------------------------------------|------------------------------|
|                                                                                                                             |                                                                                                                                |                                                                                                                    | SXR 10<br>$h_{nom}$ 50mm                      | SXRL 10<br>$h_{nom}$ 70mm    |
|                                                                                                                             |                                                                                                                                |                                                                                                                    | 50/80<br>°C                                   | 50/80<br>°C                  |
| Solid brick, normal weight<br>concrete, e.g. <b>Tarmac</b> , <i>Vbn</i>                                                     | (440x100x215)<br>by hammer drilling                                                                                            | 16/1,8                                                                                                             | <b>4,0 / 4,5<sup>4</sup></b>                  | <b>5,5</b>                   |
|                                                                                                                             |                                                                                                                                | 10/1,8                                                                                                             | <b>2,5 / 3,0<sup>4</sup></b>                  | <b>3,5</b>                   |
| Solid brick, lightweight<br>concrete, e.g. <b>Tarmac</b> , <i>Vbl</i>                                                       | (440x100x215)<br>by rotary drilling                                                                                            | 6/1,4                                                                                                              | <b>2,0 / 2,5<sup>2</sup></b>                  | <b>2,0 / 3,0<sup>3</sup></b> |
| Heat insulation block<br>e.g. <b>Gisoton WDB</b>                                                                            | <br>10 DF (390x240x240)<br>by hammer drilling | 2/0,7                                                                                                              | <b>1,5</b>                                    | -                            |
| Hollow block, lightweight<br>concrete, acc. to NF-P 14-<br>301,<br>EN 771-3:2011,<br>e.g. <b>Sepa Parpaing</b> , <i>Hbl</i> | <br>(500x200x200)<br>by rotary drilling     | 6/0,9                                                                                                              | -                                             | <b>0,5</b>                   |
|                                                                                                                             |                                                                                                                                | 4/0,9                                                                                                              | <b>0,9/1,2<sup>2</sup>/1,5<sup>2</sup>4)</b>  | <b>0,3</b>                   |
| Clay bricks, HLz acc. to<br>NF-P 13-301<br>EN 771-1:2011, e.g. <b>Imerys</b><br><i>Gelimatic</i>                            | <br>(500x200x270)<br>by rotary drilling     | 6/0,6                                                                                                              | <b>0,6 / 0,75<sup>2</sup>4)</b>               | <b>1,5</b>                   |
|                                                                                                                             |                                                                                                                                | 4/0,6                                                                                                              | -                                             | <b>0,9</b>                   |
|                                                                                                                             |                                                                                                                                | 2/0,6                                                                                                              |                                               | <b>0,5</b>                   |
| Clay bricks, HLz acc. to<br>NF-P 13-301<br>EN 771-1:2011,<br>e.g. <b>Terreal Calibric</b>                                   | <br>(500x200x220)<br>by rotary drilling     | 8/0,7                                                                                                              | <b>0,6 / 0,75<sup>2</sup>4)</b>               | <b>0,9</b>                   |
|                                                                                                                             |                                                                                                                                | 6/0,7                                                                                                              | -                                             | <b>0,75</b>                  |
|                                                                                                                             |                                                                                                                                | 4/0,7                                                                                                              |                                               | <b>0,4</b>                   |
| Partial safety factor                                                                                                       |                                                                                                                                | $\gamma_{Mm}$ <sup>5)</sup>                                                                                        | <b>2,5</b>                                    |                              |

Footnotes see Annex C7

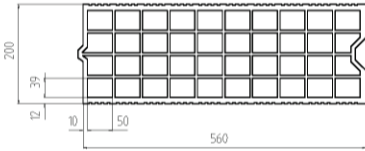
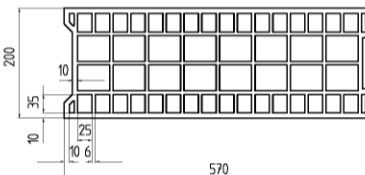
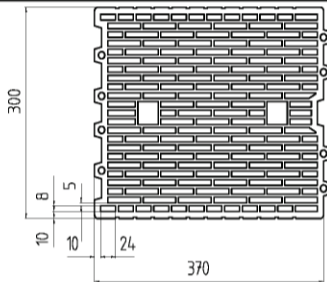
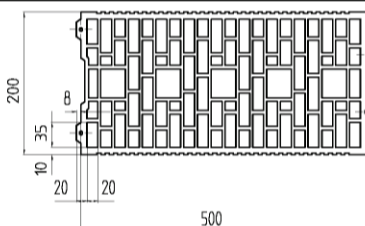
fischer frame fixing SXR / SXRL

Annex C 14

**Performances**

Characteristic resistance SXR 10 / SXRL 10 for use in hollow or perforated masonry

**Table C15.1: SXR 10 / SXRL 10 characteristic resistance  $F_{Rk}$  in [kN] in solid masonry and hollow or perforated masonry (use category “c”)**

| Base material<br>[Supplier Title]                                                                             | Geometry and DF<br>or size<br>(L x W x H)<br>and drilling method<br><br>[mm]                                               | Min.<br>compressive<br>strength<br>$f_b$ [N/mm <sup>2</sup> ]<br>/<br>bulk density<br>$\rho$ [kg/dm <sup>3</sup> ] | Characteristic resistance<br>$F_{Rk}$<br>[kN]       |                           |
|---------------------------------------------------------------------------------------------------------------|----------------------------------------------------------------------------------------------------------------------------|--------------------------------------------------------------------------------------------------------------------|-----------------------------------------------------|---------------------------|
|                                                                                                               |                                                                                                                            |                                                                                                                    | SXR 10<br>$h_{nom}$ 50mm                            | SXRL 10<br>$h_{nom}$ 70mm |
|                                                                                                               |                                                                                                                            |                                                                                                                    | 50/80<br>°C                                         | 50/80<br>°C               |
| Clay bricks Form B,<br>HLz acc. to NF-P 13-301,<br>EN 771-1:2011,<br>e.g. <b>Imerys Optibric</b>              | <br>(560x200x275)<br>by rotary drilling   | 10/0,6                                                                                                             | <b>1,2</b>                                          | <b>1,5</b>                |
|                                                                                                               |                                                                                                                            | 8/0,6                                                                                                              | -                                                   | <b>1,2</b>                |
|                                                                                                               |                                                                                                                            | 6/0,6                                                                                                              | -                                                   | <b>0,9</b>                |
|                                                                                                               |                                                                                                                            | 4/0,6                                                                                                              | -                                                   | <b>0,6</b>                |
| Clay brick, HLz acc.<br>to NF-P 13-301, EN<br>771-1:2011,<br>e.g. <b>Bouyer Leroux<br/>BGV</b>                | <br>(570x200x315)<br>by rotary drilling  | 6/0,6                                                                                                              | <b>0,75 / 0,9<sup>3)</sup> / 1,2<sup>3)4)</sup></b> | <b>0,9</b>                |
| Clay brick, HLz acc.<br>to NF-P 13-301,<br>EN 771-1:2011,<br>e.g. <b>Wienerberger<br/>Porotherm 30 R</b>      | <br>(370x300x249)<br>by rotary drilling | 10/0,7                                                                                                             | <b>0,5 / 0,6<sup>3)</sup></b>                       | -                         |
| Clay brick Form B,<br>HLz acc. NF-P 13-301<br>EN 771-1:2011,<br>e.g. <b>Wienerberger<br/>Porotherm GF R20</b> | <br>(500x200x299)<br>by rotary drilling | 10/0,7                                                                                                             | <b>0,6 / 0,75<sup>3)</sup></b>                      | <b>0,9</b>                |
| Partial safety factor                                                                                         |                                                                                                                            | $\gamma_{Mm}$ <sup>5)</sup>                                                                                        | <b>2,5</b>                                          |                           |

Footnotes see Annex C7

fischer frame fixing SXR / SXRL

Annex C 15

**Performances**

Characteristic resistance SXR 10 / SXRL 10 for use in hollow or perforated masonry

**Table C16.1: SXR 10 / SXRL 10 characteristic resistance  $F_{RK}$  in [kN] in autoclaved aerated concrete (AAC) , use category "d"**

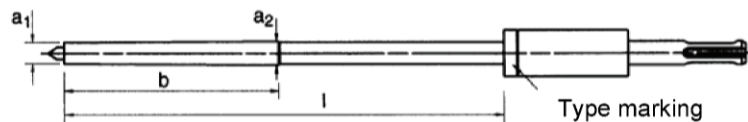
| Base material                                                                          | Min. compressive strength $f_b$ [N/mm <sup>2</sup> ] | Characteristic resistance $F_{RK}$ [kN] SXR 10                                   |                |          | Characteristic resistance $F_{RK}$ [kN] SXRL 10 |                 |                 |
|----------------------------------------------------------------------------------------|------------------------------------------------------|----------------------------------------------------------------------------------|----------------|----------|-------------------------------------------------|-----------------|-----------------|
|                                                                                        |                                                      | Drilling method                                                                  | $h_{nom}$ 50mm |          | Drilling method                                 | 50/80 °C        |                 |
|                                                                                        |                                                      |                                                                                  | 30/50 °C       | 50/80 °C |                                                 | $h_{nom1}$ 70mm | $h_{nom2}$ 90mm |
| Autoclaved aerated concrete blocks, e.g. AAC acc. to DIN V 4165-100: 2005-10, EN 771-4 | 2                                                    | with AAC hole punch <sup>2)</sup> , using the hammer drilling of the power drill | 0,5            | 0,4      | hammer or rotary drilling                       | 0,75            | 0,9             |
|                                                                                        | 3                                                    |                                                                                  | 0,5            | 0,4      |                                                 | 1,2             | 1,5             |
|                                                                                        | 4                                                    | Drill bit, rotary drilling-                                                      | 0,9            | 0,75     |                                                 | 2,0             | 2,5             |
|                                                                                        | 6                                                    |                                                                                  | 0,9            | 0,75     |                                                 | 3,0             | 4,0             |
| Partial safety factor                                                                  |                                                      |                                                                                  |                |          | $\gamma_{MAA}$ <sup>1)</sup>                    | 2,0             |                 |

<sup>1)</sup> In absence of other national regulations.

<sup>2)</sup> For the fixing in autoclaved aerated concrete with a nominal compressive strength  $f_{ck} < 4$  N/mm<sup>2</sup> the hole is made by using the accompanying AAC Hole Punch according Table C15.2.

**Table C15.2: Assignment AAC Hole Punch type – anchor type (length) only for AAC2 SXR 10**

| Hole Punch only for SXR 10 $h_{nom} = 50$ mm in AAC2 |       |       |     |              | Anchor type (length)                      |
|------------------------------------------------------|-------|-------|-----|--------------|-------------------------------------------|
| Type                                                 | $a_1$ | $a_2$ | b   | l            |                                           |
| GBS 10 x 80                                          | 9     | 10    | 80  | 85           | SXR 10 x 52<br>SXR 10 x 60<br>SXR 10 x 80 |
| GBS 10 x 100                                         |       |       |     | 105          | SXR 10 x 100                              |
| GBS 10 x 135                                         |       |       | 140 | SXR 10 x 120 |                                           |
| GBS 10 x 160                                         |       |       | 90  | 165          | SXR 10 x 140<br>SXR 10 x 160              |
| GBS 10 x 185                                         |       |       |     | 190          | SXR 10 x 180                              |
| GBS 10 x 230                                         |       |       |     | 235          | SXR 10 x 200                              |
|                                                      |       |       |     |              | SXR 10 x 230                              |



fischer frame fixing SXR / SXRL

**Performances**  
Characteristic resistance SXR 10 / SXRL 10 for use in autoclaved aerated concrete

**Annex C 16**